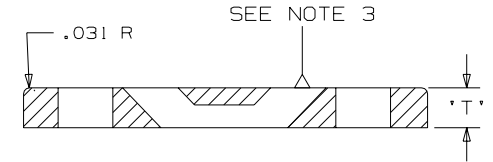
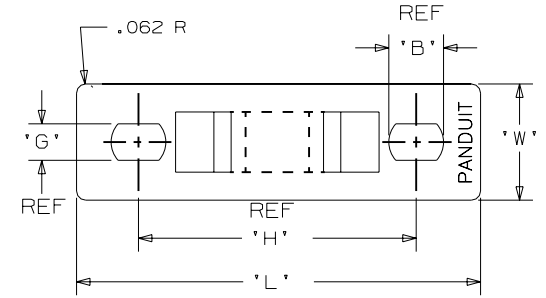


THIS COPY IS PROVIDED ON A RESTRICTED BASIS AND IS NOT TO BE USED IN ANY WAY DETRIMENTAL TO THE INTERESTS OF PANDUIT CORP.

PANDUIT PART NUMBER*	NO. OF BUNDLES	'G' REF	REC. FAST.	'B' REF	'L' ± .063	'W'	'T'	'H' REF	USE WITH CABLE TIE	WEIGHT (lbs/l g) 100 pcs.
MTP1S-E6	1	0.147	#6 SCR.	0.220	1.75	0.500	0.125	1.25	M, I, S	0.3/[136.1]
MTP2S-E6	2				3.00			2.50		0.6/[272.2]
MTP3S-E6	3				4.25			3.75		0.8/[362.9]
MTP4S-E6	4				5.50			5.00		1.1/[499.0]
MTP5S-E6	5				6.75			6.25		1.3/[598.7]
MTP1S-E10	1	0.205	#10 SCR.	0.305	1.75	0.625	0.203	1.25	M, I, S, H	0.3/[136.1]
MTP2S-E10	2				3.00			2.50		0.6/[272.2]
MTP3S-E10	3				4.25			3.75		0.8/[362.9]
MTP4S-E10	4				5.50			5.00		1.0/[453.6]
MTP5S-E10	5				6.75			6.25		1.3/[598.7]
MTP1H-E6	1	0.147	#6 SCR.	0.220	2.09	0.625	0.203	1.50	M, I, S, H	0.8/[362.9]
MTP2H-E6	2				3.59			3.00		1.3/[598.7]
MTP3H-E6	3				5.09			4.50		1.8/[816.5]
MTP4H-E6	4				6.59			6.00		2.4/[1088.6]
MTP5H-E6	5				8.09			7.50		2.9/[1315.4]
MTP6H-E6	6				9.59			9.00		3.4/[1542.2]
MTP1H-E10	1	0.205	#10 SCR.	0.305	2.09	0.625	0.203	1.50	M, I, S, H	0.7/[317.5]
MTP2H-E10	2				3.59			3.00		1.3/[598.7]
MTP3H-E10	3				5.09			4.50		1.8/[816.5]
MTP4H-E10	4				6.59			6.00		2.3/[1043.3]
MTP5H-E10	5				8.09			7.50		2.8/[1270.1]
MTP6H-E10	6				9.59			9.00		3.4/[1542.2]

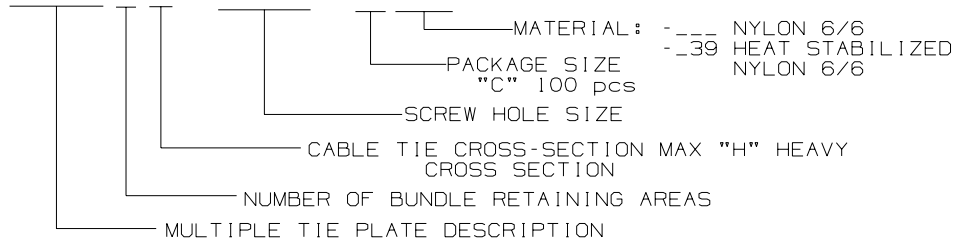


NOTES:

*1. SEE CURRENT PRICE SHEET FOR PART NUMBER SUFFIX DESIGNATION FOR PACKAGE SIZE.

2. PART NUMBER EXAMPLE:

M T P 4 H - E 1 0 - C 3 9



3. KNOCKOUT PIN WITNESS SHALL BE FLUSH TO RECESSED

4. ENGRAVING PLACED ON THE TOP SURFACE ('PANDUIT' AS SHOWN) SHALL BE LOCATED ON THE ENDS OF THE PART AT A MAXIMUM HEIGHT OF 0.002

DIMENSIONS IN BRACKETS ARE METRIC [mm]

CAD FILENAME/LAYERS G00239DF_PB_MTP_05



MTP SERIES
MULTIPLE TIE PLATE

UNLESS OTHERWISE SPECIFIED, DIMENSIONAL TOLERANCES ARE:
(.X) ±0.05 [1.3] (.XXX) ±0.010 [0.25]
(.XX) ±0.02 [0.5] ANGLES ± 5°

UNLESS OTHERWISE SPECIFIED, ALL DIMENSIONS ARE GIVEN IN INCHES, THIRD ANGLE PROJECTION.

DRAWN BY C J G

MAT'L:

SCALE NONE

DATE 6/03/96
CHK'D

SEE NOTE 2

DRAWING NO. G00239DF
DWG SIZE A

5	4-24-06	TMSA	ADDED BLENDS TO CORNER AND TOP OF PART 1/16 R & 1/32 R, ADDED NOTES 3 & 4	GB0239DF	5				
REV	DATE	BY	CHK	DESCRIPTION	ECN	R	CUST	SUP	